

YPL SERIES

Cylindrical Indicator Lock



TABLE OF CONTENTS

Contents

Features3

How to Order, Finishes, Lever Trim.....4

Function.....5

Indicator Options5

Latchbolts6

Strikes.....6

Technical Specifications and Listings.....7

Increased Privacy

The cylindrical lock indicator visually displays door status; whether the door is locked or unlocked, thus eliminating potentially embarrassing situations and providing a peace of mind.

Using a standard bored lock door prep, this indicator lock is ideal for new construction or retrofit applications.



This product can expose you to lead which is known to the state of California to cause cancer and birth defects or other reproductive harm. For more information go to www.P65warnings.ca.gov.

FEATURES

Features

- Red or Green window display with padlock icon for visual door status
- Cylindrical lock construction for durability and longevity in high use applications
- Patent pending design
- Privacy function (F76A) with push button lock and for automatic unlock when inside lever is pushed down
- One motion for egress
- Coin turn for emergency access
- Through-bolted for robust operation
- Ideal for retrofit
- Lever returns to within 1/2" of door face

Applications

- Office buildings
- Restaurants
- Schools
- Hospitals
- Warehouses
- Airports
- Places of Worship
- Convenience Stores
- Gas Stations
- Travel Centers



Specifications

Door Prep	ANSI/BHMA A156.115
Door Thickness	1-3/4" (44mm) standard, accommodates 1-3/8" (35mm) with adapter plate kit (ordered separately, specify APK-2)
Backset	2-3/4" (70mm) standard, 2-3/8" (60mm) optional
Handing	Non-handed
Latchbolt	Plain, 2-3/4" (70mm) backset x 1-1/8" (29mm) square corner front with 1/2" (13mm) throw standard, 2-3/8" (60mm) x 1" (25mm) optional
Strike	ANSI strike 4-7/8" x 1-1/4" x 1-1/4" (124mm x 32mm x 32mm) lip to center
ANSI/BHMA	2-3/4" Backset: Certified Grade 1, ANSI/BHMA A156.2, Series 4000 2-3/8" Backset: Certified Grade 2, ANSI/BHMA A156.2, Series 4000
UL/cUL	Listed for 3 hour fire doors
Warranty	3 years



HOW TO ORDER, FINISHES, LEVER TRIM

How To Order

Trim Design	Function	Finish
AU	YPL02	626

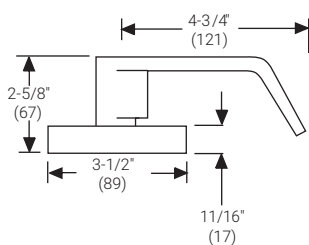
Finishes

ANSI/BHMA Code Finish Description			
605 Bright Brass, Clear Coated	613E Dark Oxidized Satin Bronze - equivalent	626 Satin Chrome Plated	BSP Black Suede Powder Coat
			

Lever Trim

Augusta - AU

Lever: Cast Zinc
Rose: Wrought Brass

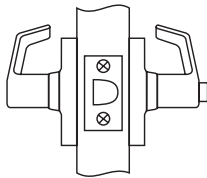


FUNCTIONS

YPL02 (F76A)

Privacy Lock with Indicator

- Either lever operates latchbolt unless outside lever is locked by pushbutton inside.
- Pushbutton inside changes indicator display status outside.
- Rotating inside lever and/or closing door unlocks outside lever and changes indicator display status outside.
- Coin turn in outside lever for emergency access.
- Inside lever always active.
- Outside lever rigid when in locked position.




Outside

Inside

Indicator Display

YPL02 locks are provided standard with a visual display that shows red with a closed shackle padlock for locked and green with an open shackle padlock for unlocked. The padlock icons are positioned in a manner that allows for the locks to be non-handed.



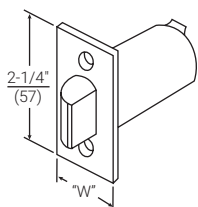
Other options may be available by special application, contact Customer Service for more information.

LATCHBOLTS

Model No. 693A supplied standard with all YPL02 locksets. Standard latchbolt has a 2-1/4" (57mm) x 1-1/8" (29mm) beveled square front with a 2-3/4" (70mm) backset and a 1/2" (13mm) throw bolt. Optional 2-3/8" latchbolt available to order.

Model	Front	Backset	Throw	"W" Front Width	Latch Diameter
693A	Square	2-3/4" (70mm)	1/2" (13mm)	1-1/8" (29mm)	1" (25mm)
378PL	Square	2-3/8" (60mm)	1/2" (13mm)	1" (25mm)	7/8" (22mm)*

*1/8" sleeve supplied to accommodate 1" preps.



STRIKES

Model No. 497 ANSI Strike (Standard)	Model No. 371 T-Strike	Model No. 70S Full Lip	Model No. 202 Strike Box
<p>For door and frames with ANSI/ BHMA A156.115 preparations 4-7/8" x 1-1/4" x 1-1/4" (124mm x 32mm x 32mm) lip to center supplied standard. Other lip lengths available by special order. Available with optional 202 Strike Box. Specify 497 x 202.</p>	<p>2-3/4" x 1-1/8" x 1-1/4" (70mm x 29mm x 32mm) lip to center supplied standard. Other lip lengths available by special order. Wrought strike box supplied.</p>	<p>2-1/4" x 1-3/4" x 1-1/4" (57mm x 44mm x 32mm) lip to center with full lip anti-rattle tab.</p>	<p>Available to special order. Specify x 202.</p>

TECHNICAL SPECIFICATIONS AND LISTINGS

ADA

The YPL02 meets accessibility guidelines of the Americans with Disabilities Act and the requirements of the Uniform Federal Accessibility Standards and ANSI 117.1, all requiring ease of accessibility for the handicapped.



Fire Listings



UL/cUL Listed for up to 3 hours

Note: Any retrofit or other field modification to a fire rated opening can potentially impact the fire rating of the opening, and ASSA ABLOY ACCENTRA™ makes no representations or warranties concerning what such impact may be in any specific situation. When retrofitting any portion of an existing fire rated opening, or specifying and installing a new fire-rated opening, please consult with a code specialist or local code official (Authority Having Jurisdiction) to ensure compliance with all applicable codes and ratings.

ANSI/BHMA

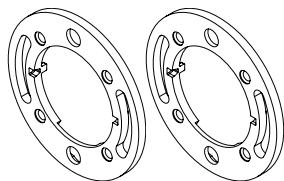


2-3/4" Backset: Certified ANSI/BHMA A156.2, Series 4000 Grade 1.

2-3/8" Backset: Certified ANSI/BHMA A156.2, Series 4000 Grade 2.

Door Thickness

The YPL02 installs on 1-3/4" thick doors standard. It can also be used on 1-3/8" thick doors by adding adapter plates. To order specify adapter plate kit model number APK-2.



APK-2

Installation

YPL02 Cylindrical locks conform to ANSI/BHMA Specifications A156.115 which cover hardware preparations for steel doors and steel frames and A156.115-W which cover hardware preparations for wood doors with wood or steel frames.

Warranty

The YPL02 cylindrical lever lock carries a three-year warranty.

The ASSA ABLOY Group is the global leader in access solutions.
Every day, we help billions of people experience a more open world.

ASSA ABLOY Opening Solutions leads the development within door openings and products for access solutions in homes, businesses and institutions. Our offering includes doors, frames, door and window hardware, mechanical and smart locks, access control and service.

ACCENTRA
ASSA ABLOY

TECHNICAL SUPPORT

(troubleshooting, product use and application, returns)

Tel: 855-557-5078

Email: techsupport.accentra@assaabloy.com

CUSTOMER SUPPORT

(orders, product configuration, pricing, lead-time)

Tel: 855-557-5078 x2

Email: Customerservice.Accentra@assaabloy.com

U.S.A.:
ASSA ABLOY ACCENTRA™
225 Episcopal Road
Berlin, CT 06037-4004
Tel: 1-800-438-1951
Fax: 1-800-338-0965
www.accentra-assaabloy.com

Canada:
ASSA ABLOY Door Security Solutions Canada
160 Four Valley Drive
Vaughan, Ontario L4K 4T9
Tel: 1-800-461-3007
Fax: 1-800-461-8989
assaabloydss.ca

International:
ASSA ABLOY Americas International
Tel: 1-905-821-7775
Fax: 1-905-821-1429
assaabloyai.com